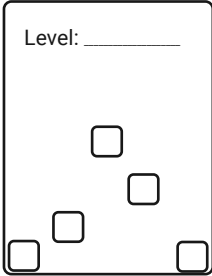
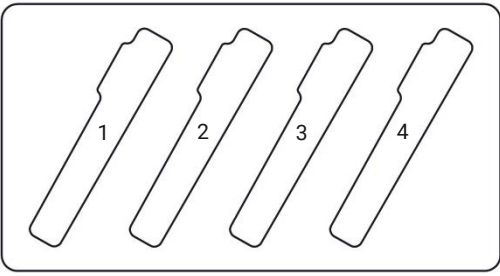

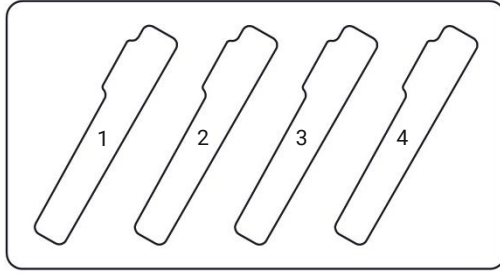
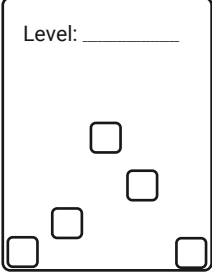
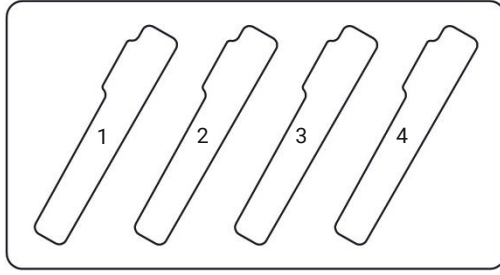
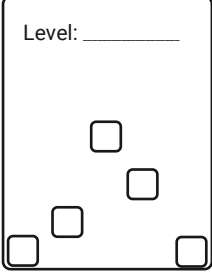
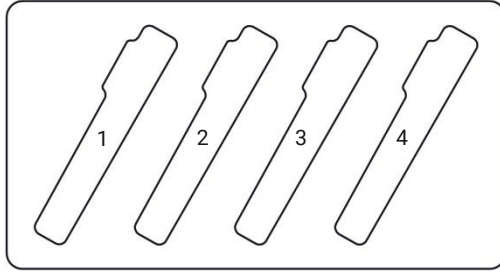
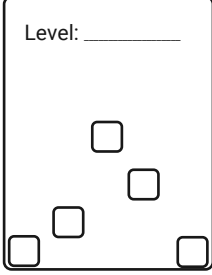
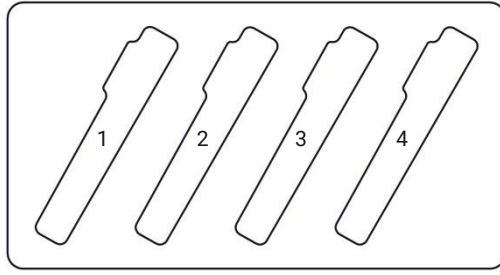
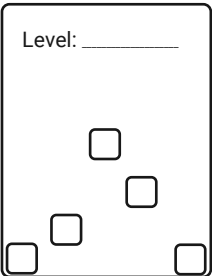
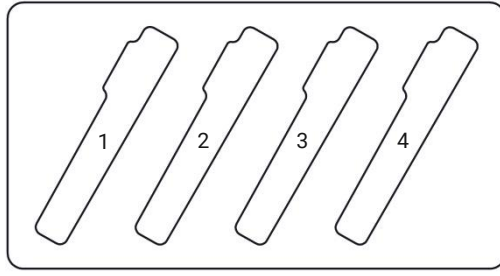


VeriTest Cleaning Assessment Report



CYCLE INFO	LOCATION IN THE CARRIER MARK LEVEL & LOCATION*	EVIDENCE PLACE TAGS ON THE OUTLINE & SECURE WITH A TRANSPARENT STICKER	RESULT TAG POSITION	SIGNATURE
Washer ID _____ Cycle No _____ Date _____	Level: _____ 		1 2 3 4	
Washer ID _____ Cycle No _____ Date _____	Level: _____ 		1 2 3 4	
Washer ID _____ Cycle No _____ Date _____	Level: _____ 		1 2 3 4	
Washer ID _____ Cycle No _____ Date _____	Level: _____ 		1 2 3 4	
Washer ID _____ Cycle No _____ Date _____	Level: _____ 		1 2 3 4	
Washer ID _____ Cycle No _____ Date _____	Level: _____ 		1 2 3 4	

*REFER TO THE VERITEST IFU FOR FURTHER EXPLANATION ON THE CHOICE OF LOCATIONS.
 USE VERITEST ALONGSIDE YOUR STANDARD LOAD.
 IDENTIFY LEVELS BY A NUMBER, WHERE 1 IS THE BOTTOM LEVEL.
 FOR THE LATEST IFU PLEASE GO TO ASEPTIUM.COM/IFU OR SCAN THE CODE

