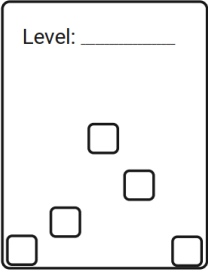
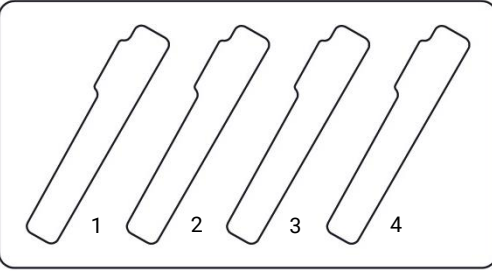
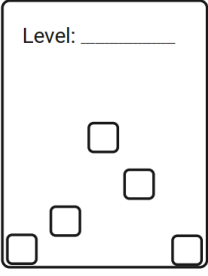
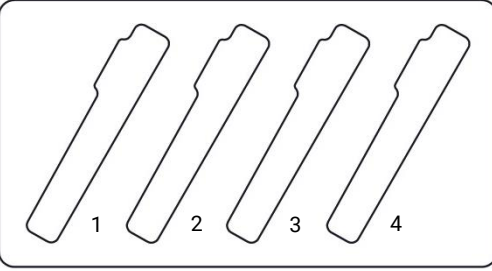
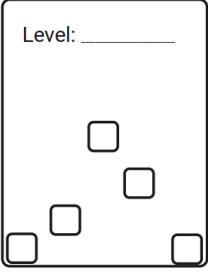
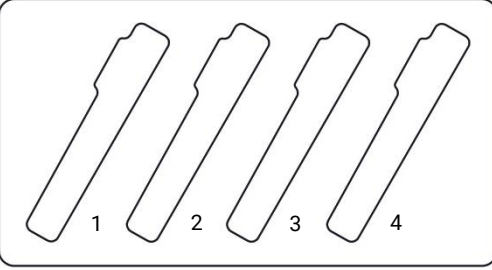
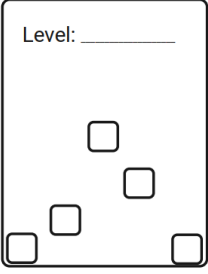
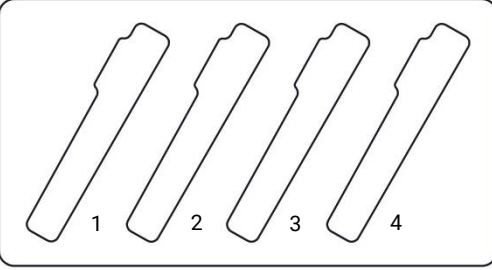
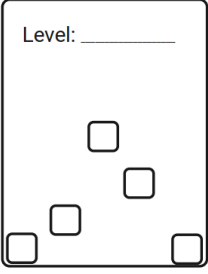
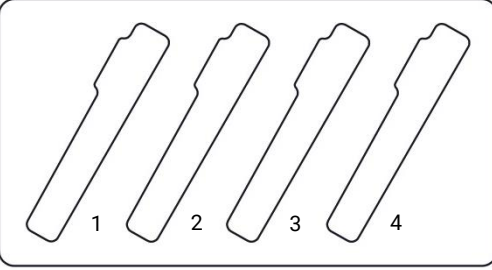
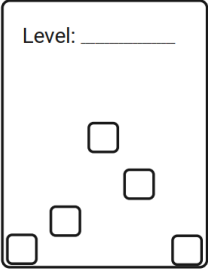
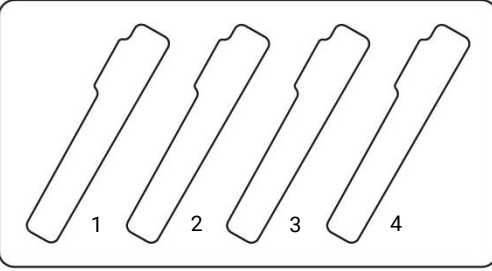


VeriTest Multi Automatic Washer Cleaning Report

IDENTIFICATION CODE [IFU002_A00A] DATE [02.09.2020]



SHEET NO:

CYCLE INFO	LOCATION IN THE CARRIER MARK LEVEL & LOCATION*	EVIDENCE PLACE TAGS ON THE OUTLINE & SECURE WITH A TRANSPARENT STICKER	RESULT	SIGNATURE
Washer ID _____ Cycle No _____ Date _____	Level: _____ 		1 _____ 2 _____ 3 _____ 4 _____	
Washer ID _____ Cycle No _____ Date _____	Level: _____ 		1 _____ 2 _____ 3 _____ 4 _____	
Washer ID _____ Cycle No _____ Date _____	Level: _____ 		1 _____ 2 _____ 3 _____ 4 _____	
Washer ID _____ Cycle No _____ Date _____	Level: _____ 		1 _____ 2 _____ 3 _____ 4 _____	
Washer ID _____ Cycle No _____ Date _____	Level: _____ 		1 _____ 2 _____ 3 _____ 4 _____	
Washer ID _____ Cycle No _____ Date _____	Level: _____ 		1 _____ 2 _____ 3 _____ 4 _____	

REFER TO THE VERITEST IFU FOR FURTHER EXPLANATION ON THE CHOICE OF LOCATIONS.
 USE UNIVERSAL SCALE OF CONTAMINATION OR PROTEIN QUANTIFICATION TO RECORD THE RESULTS.
 USE VERITEST ON AN EMPTY CHAMBER OR ALONGSIDE STANDARD LOAD.
 IDENTIFY LEVELS BY A NUMBER, WHERE 1 IS THE BOTTOM LEVEL.
 FOR THE LATEST IFU PLEASE GO TO ASEPTIUM.COM/IFU OR SCAN THE CODE

